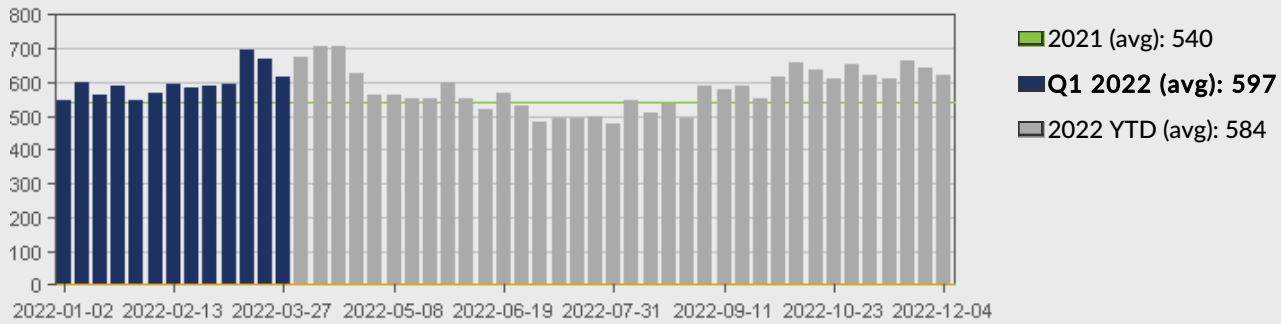


Leadership Progress Report

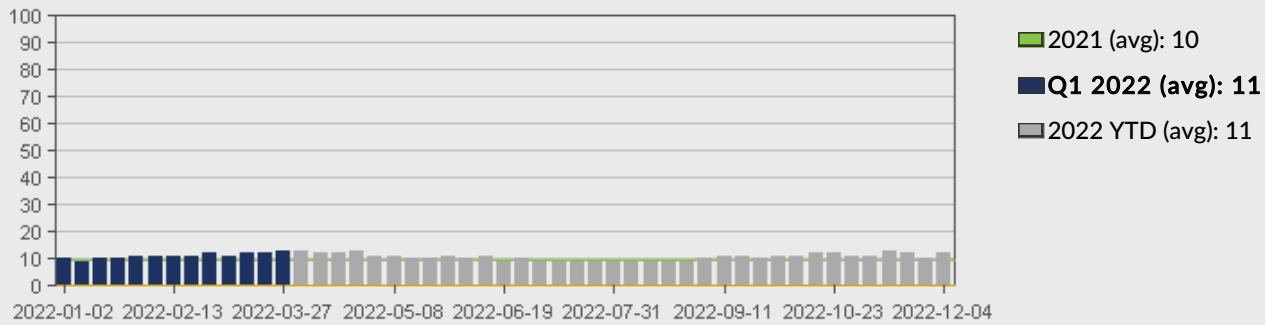
Keep your leadership informed. This report gives you 5 key ministry graphs that includes last year's Q average, current year's Q average and YTD average providing you with information that can be addressed. It provides the status of your current projects. In other tables, Sunday Programs, Key Results Areas and Mid-Week Programs, it gives you a comparative analysis of the current YTD with last year.

Full Report Q1 2022

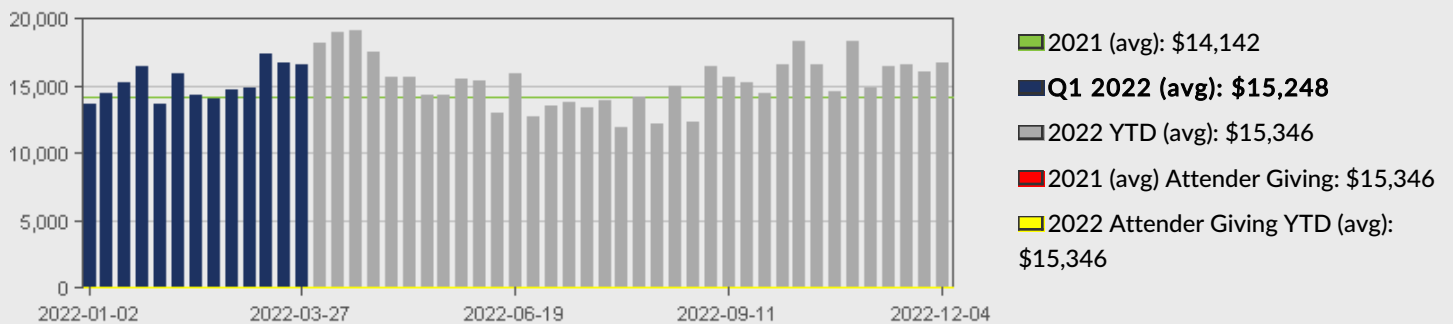
Worship Attendance Weekly Average



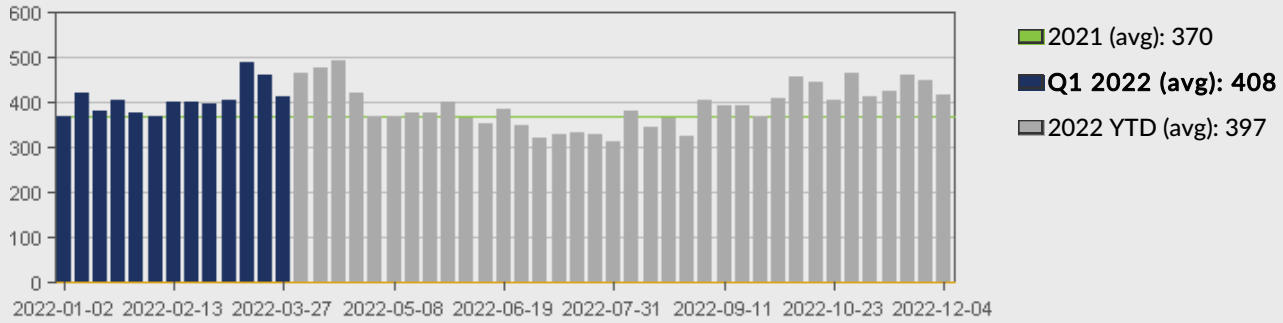
Visitors Weekly Average



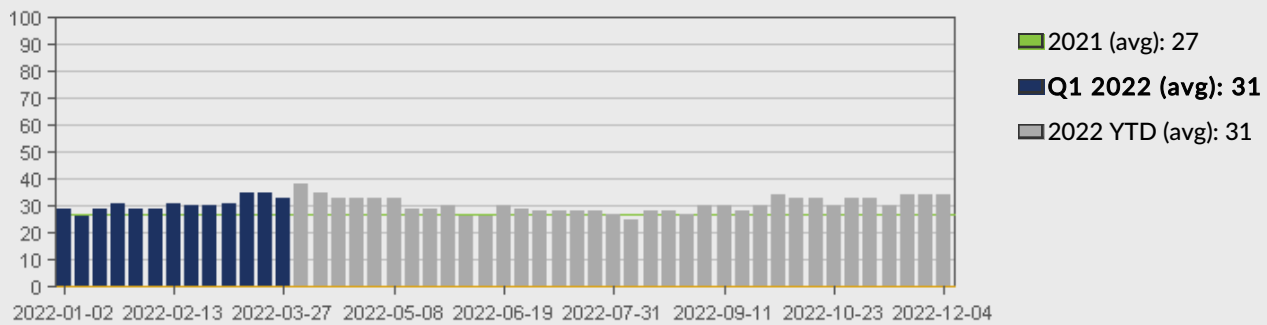
Contributions Weekly Average



Small Groups Weekly Average



Volunteers Weekly Average



Project	Model Components	Status
"How We Do Church" Seminar	Vision: Clear Vision, Serving: Highest Standards	Not Approved
Annual Preventative Maintenance Check	Worship: Planning	Pending Start Date
Annual Vision Presentation	Vision: Clear Vision	In Progress
Creative Worship Task Force	Worship: Contemporary, Worship: Head and Heart, Worship: Life Renewing Worship	Completed
Crisis Pregnancy Ministry	Outreach: Local Missions	Canceled
Demographic Study	Church Planting	In Progress
Determine Your Target Area	Church Planting	Pending Start Date
Fall Festival Outreach	High Engagement	In Progress
Focus Groups	Worship: Blended	Pending Start Date
Job Satisfaction	Serving: Highest Standards, Serving: Involvement	In Progress
Life Needs Small Groups	Fellowship: Care	Pending Start Date
Lifestyle Evangelism Course	Outreach: Personal Missions	Completed
Mentoring Relationships	Fellowship: Care, Serving: Involvement, Fellowship: Relationships	Completed
Music Memory	Worship: Contemporary, Worship: Head and Heart	Pending Start Date
Musical Assessment Plan	Worship: Contemporary, Vision: Stability / Cultural Relevance	Not Approved
Musical Assessment Plan	Worship: Bible Centered	Pending Start Date
Personal Growth Prescription Form	Worship: Bible Centered	Completed
Personal Growth Prescription Form	Worship: Bible Centered	Pending Start Date
Taking the Pulse	Worship: Bible Centered, Worship: Blended	In Progress

Project	Model Components	Status
What We Believe	Discipleship: Life- Long Bible Learning.	In Progress

Worship Programs	Q1 2022	Q1 2021
Worship Children	87	80
Worship Teens	43	38
Worship Volunteers	31	27

Mid-Week Programs	Q1 2022	Q1 2021
Children's Mid-Week Ministry	199	184
Youth Ministry	101	93

Other Result Areas	2022	2021
Conversions	31	27
Baptisms	31	29
Community Events	12	12
New Member Additions	190	175
Orientation Class Participation	37	42
Testimony Preparation	140	133
Training Event Participation	144	147
Spiritual Gift Assessment	13	12